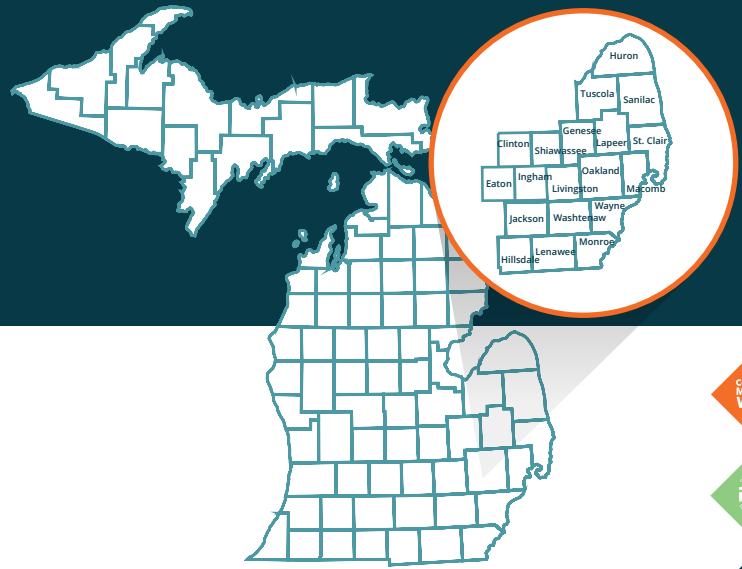


INGHAM COUNTY LABOR SHED



Introduction

The Workforce Intelligence Network for Southeast Michigan (WIN) partnership is a collaboration of seven Michigan Works! Agencies (MWAs) and ten community colleges across a 19-county region in Michigan. The counties in the WIN partnership include: Clinton, Eaton, Genesee, Hillsdale, Huron, Ingham, Jackson, Lapeer, Lenawee, Livingston, Macomb, Monroe, Oakland, Saint Clair, Sanilac, Shiawassee, Tuscola, Washtenaw, and Wayne, along with the City of Detroit.

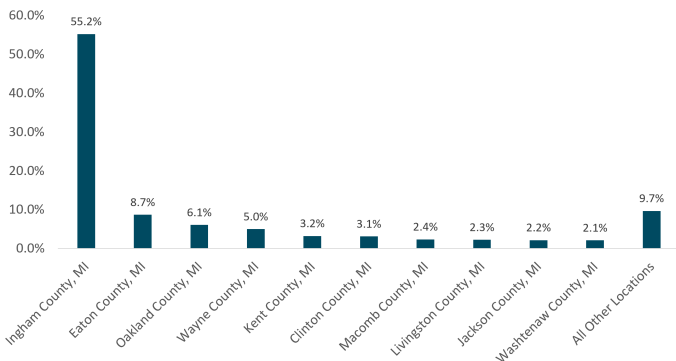
The WIN partnership region's labor shed highlights why, when it comes to talent, we must think regionally: The workforce is mobile. Although 90.4% of the region's workforce live and work¹ in the 19-county area, not all residents work in their home county. It is not uncommon for workers to commute one or two counties over for work. This means that the residents in every county should be ready for the job demands of employers hiring throughout southeast Michigan.

This document provides detailed information on where employees in the area commute to and from each day for work, how far they travel, along with other information about workers and businesses in the area. For more detail on the labor market, please see WIN's Quarterly Labor Market Report publications.

Where Residents Work

In 2019, Ingham County's workforce consisted of 113,409 residents. 62,654 (55.2%) of the residents lived and worked within Ingham County, while the remaining 50,755 residents (44.8%) traveled outside of the county for work. Since 2017, the number of residents that traveled outside of the county for work increased by 105 individuals, from 50,650 to 50,755 individuals.


Ingham County residents have maintained similar mobility between 2019 and 2017. In 2019, 31.5% of the county's workforce (35,778 individuals) traveled more than 25 miles to their place of employment compared to 31.5% (35,483 individuals) in 2017. Eaton County was the most popular destination outside of Ingham County for residents to find employment in 2019, with 9,863 residents or 8.7% of the county's workforce commuting, an increase of 652 residents since 2017. Wayne County employed 6,888 residents (6.1% of the county's workforce) in 2019.




Source: U.S. Census OnTheMap, 2019
Analysis: Workforce Intelligence Network


6,436
BUSINESS
ESTABLISHMENTS IN 2019


51,341
JOBS POSTED ONLINE
IN 2019


62,654
WORKERS THAT LIVED
AND WORKED IN
INGHAM COUNTY

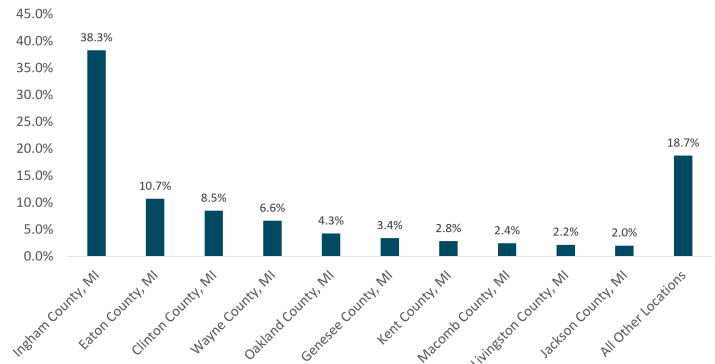

35,778
RESIDENTS TRAVELING MORE
THAN 25 MILES TO WORK



Where Workers Live

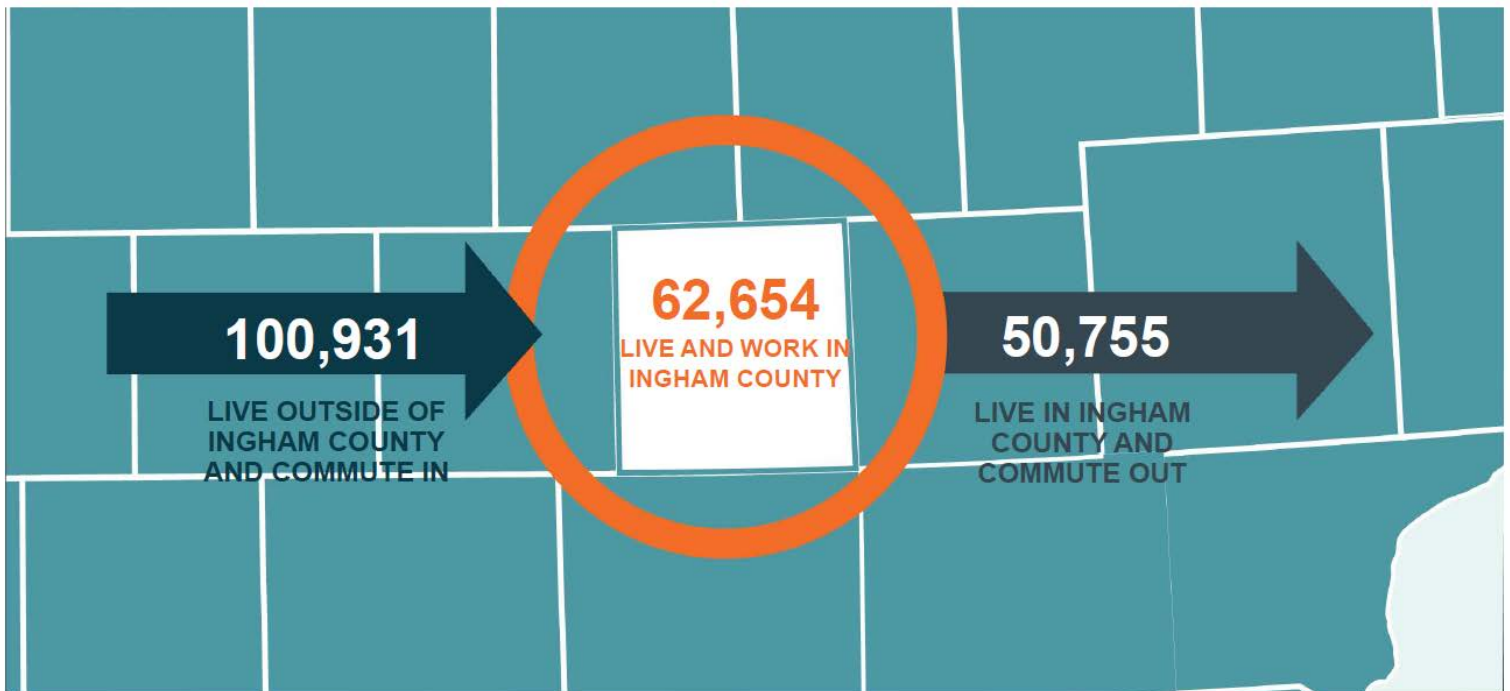
Ingham County is a commuting community. In 2019, 163,585 workers were employed in Ingham County. 100,931 (61.7%) of those workers were employed in the county, but lived outside of its borders. Of those that traveled to Ingham County for work, 52,895 (52.4%) of the workers were aged 30 to 54 years. This indicates a desire for experienced workers in Ingham County. While Ingham County employers were able to attract a sizable amount of workers in 2019, 50,755 residents (44.8% of the county's workforce) filled external jobs. Over half (51.1%) of external jobs were filled by workers between the ages of 30 and 54.

The great majority of workers that travel to Ingham reside in either Eaton or Clinton counties. 17,508 (10.7%) of Ingham County workers travel in from Eaton County followed by 13,907 (8.5%) that travel in from Clinton County. 67,047 (40.9%) of the 163,585 workers employed in Ingham County traveled more than 25 miles to their place of employment in 2019.



Source: U.S. Census OnTheMap, 2019
Analysis: Workforce Intelligence Network

COMMUTING PATTERN



¹This fact and labor shed statistics throughout this brief are analyzed from the U.S. Census OnTheMap, Center for Economic Studies (2019).

Data Sources: Lighcast and U.S. Census OnTheMap
Analysis: Workforce Intelligence Network